

M70 FLUSH MOUNT CEILING MIC

OVERVIEW

The M70 is an innovative flush mount condenser microphone designed for distance miking. Features include a fully integrated preamp, an extremely high sensitivity rating of 38 millivolts and a small footprint of only 3 inches in diameter. The M70 applications include video conferencing, distance learning, hospital rooms, surveillance and ambient room miking. The M70 offers a flush mount solution, easy installation and allows the microphone to completely disappear from view without sacrificing sound quality.

The M70 capsule is housed within a patented cradle that enables the microphone to be aimed and focused up to an angle of 45 degrees towards the sound source. In addition, the M70 has complete immunity from RF interference caused by cell phones and GSM devices.

The M70 terminates in a terminal block connector and is easy to install, requiring just a 2 inch hole to be drilled with no additional tools. The M70 comes in stock white and is also available in a satin nickel finish.

MODEL VARIATIONS

M70W - White finish

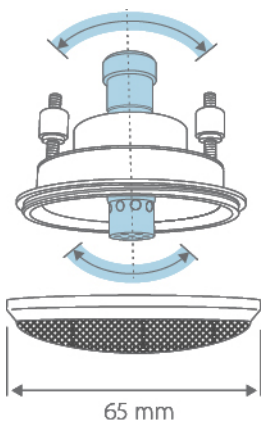
M70N - Satin nickel finish

SUPPLIED ACCESSORIES

Cable - 1' integrated mic cable terminating with a 3-pin terminal block connector (CONN170F).

Connector - The mating 3-pin terminal block connector (CONN170M) is also provided for easy solderless connection.

JBM70 - UL Rated, Metal Plenum Junction Box with 1.56 mm / .063 in seismic & fire cable restraint.



Audix's patented swivel mounting system can be rotated in any direction and angled up to 30 degrees toward a sound source.



FEATURES

- High output for distance miking
- Immunity from RF interference
- Miniaturized integrated preamp circuitry
- 12 mm gold vapor diaphragm
- Includes plenum rated box
- No external power adaptor
- Point and shoot directivity
- Designed, assembled & tested in the USA
- 3 year warranty

APPLICATIONS

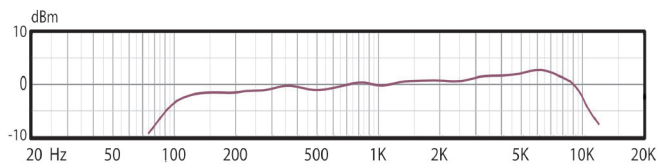
- Video Conferencing
- Distance Learning
- Surveillance
- Hospital and Medical Procedures
- Ambient Room Miking

M70

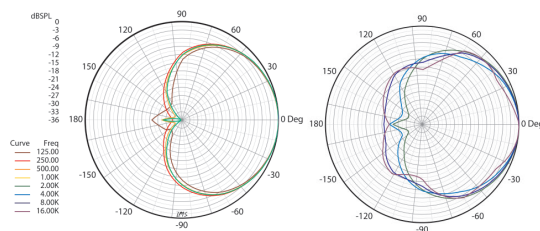
SPECIFICATIONS

Transducer Type	Condenser
Frequency Response	60 Hz - 10 kHz
Polar Pattern	Cardioid
Output Impedance	150 ohms
Sensitivity	38 mV / Pa @ 1k
Signal to Noise Ratio	72 dB
Equivalent Noise Level	22 dB
Maximum SPL	≥130 dB
Dynamic Range	108 dB
Power Requirements	18 - 52 V phantom
Connector	Terminal Block Connector
Polarity	Positive pressure on diaphragm produces positive voltage on pin 2 relative to pin 3 of output XLR connector
Materials / Finish	Brass, Aluminum and Steel White or Nickel
Recommended Cable	Belden 9451 P or 82761
Length	176 mm / 6.9 in

FREQUENCY RESPONSE



POLAR PATTERNS



ARCHITECT AND ENGINEER SPECIFICATIONS

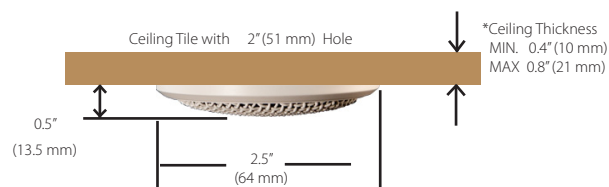
The microphone shall be of the condenser type with a cardioid polar pattern. The microphone shall be protected from RF interference. The microphone shall have a fully integrated preamp circuitry thereby eliminating the need for a remote preamplifier module. The microphone shall operate on 18-52 Volts DC and the nominal output impedance shall be equal to 150 ohms at 1 kHz. The microphone shall have a sensitivity of 38 mV / Pa at 1 kHz. The microphone shall have a maximum SPL level of ≥130 dB with THD of 0.5%. The microphone shall be machined out of brass, aluminum and the dimensions shall be 65 mm in diameter by 10 mm in depth. The microphone shall have the ability to be aimed and rotated within a radius of 60 degrees. The microphone shall be housed within a plenum rated junction box which will conceal and protect wiring from the microphone and the terminal connectors. The microphone shall be the Audix M70.

OPERATION AND MAINTENANCE

The M70W is a low impedance microphone and should be plugged into a "mic level" input on your dsp, mixer, or recording device. The M70 requires phantom power and will NOT operate without phantom power voltage (18-52 Volts) which is available on most professional mic preamps and mixing devices. If phantom power is not available on your equipment, you will have to procure a phantom power supply (such as the Audix APS2). Avoid plugging or unplugging the microphone into or out of the audio system unless the channel is muted or the volume of the system turned down. Failure to do so may result in a loud "popping" noise which could seriously damage the speakers in the sound system.

Further miking techniques may be found at www.audixusa.com.

DIMENSIONS (mm)



* For thicker mounts contact Audix

PRODUCT REGISTRATION: Please register your product online at www.audixusa.com/docs_12/about/product_registration.shtml.

SERVICE AND WARRANTY: This microphone is under warranty for a period of 5 years to be free of defects in material and workmanship. In the event of a product failure due to materials or workmanship, Audix will repair or replace said product at no charge with proof of purchase. Audix does not pay or reimburse shipping costs for warranty repairs or returns. The warranty excludes any causes other than manufacturing defects, such as normal wear, abuse, environmental damage, shipping damage or failure to use or maintain the product per the supplied instructions. No Implied Warranties: All implied warranties, including but not limited to implied warranties of merchantability and fitness for a particular purpose are hereby excluded. The liability of Audix, if any, for damages relating to allegedly defective products shall be limited to the actual price paid by Dealer for such products and shall in no event include incidental or consequential damages of any kind. Should your microphone fail in any way, please contact the Audix Service department at 503.682.6933. A Return Authorization is required before returning any product. OTHER THAN THIS WARRANTY, AUDIX MAKES NO WARRANTIES, EXPRESS OR IMPLIED, WITH RESPECT TO THE PRODUCTS, THE USE OF THE PRODUCTS, THE PERFORMANCE OF THE PRODUCTS. AUDIX SHALL NOT BE LIABLE FOR SPECIAL INCIDENTAL, CONSEQUENTIAL, INDIRECT OR SIMILAR DAMAGES ARISING FROM OR BASED ON THE SALE, USE, STORAGE OR DISPOSAL OF THE PRODUCTS, AUDIX'S SERVICE WORK, BREACH OF WARRANTY, BREACH OF CONTRACT. NEGLIGENCE, OR ANY OTHER THEORY OF LIABILITY, EVEN IF AUDIX HAS BEEN ADVISED OF THE POSSIBILITY OF SUCH DAMAGES.

ALL SPECIFICATIONS SUBJECT TO CHANGE WITHOUT NOTICE.



www.audixusa.com
503.682.6933 Fax: 503.682.7114
Audix Corporation 9400 SW Barber St. Wilsonville, OR 97070

AUDIX

ver 3.1 04-18